



Jobber Drills


List No. XL5

Straight Shank / Heavy Duty / Black & Bright Finish /
135° Split Point / NOMO® Surface Treatment / HSS



Description: Unique web geometry, especially useful in portable drilling of stainless steel, titanium alloys, and other hard to drill materials.

Application: Steel erection, mining, heavy construction. Used in a wide range of manufacturing plants, vehicle, railway and dockyard maintenance.



XL5 Jobber drill in action

Field tests have proven Brute Platinum XL5 drills penetrate faster than cobalt. Users state lower fatigue levels, since less force is required to drill. Less breakage is also reported due to its unique "toughness: hardness" ratio, enabling them to flex when cobalt drills chip or snap. Precision ground 135° split point eliminates the need for pilot hole drilling. Prevents "walking" and bites right into #300 and #400 series stainless steels.



Brute Platinum XL5 Jobber Drill Sets

EDP No./ Diameter	Decimal Equivalent	Flute Length	Overall Length
XL5-1/16**	.0625	7/8	1-7/8
XL5-52	.0635	7/8	1-7/8
XL5-51	.0670	1	2
XL5-50	.0700	1	2
XL5-49	.0730	1	2
XL5-48	.0760	1	2
XL5-5/64**	.0781	1	2
XL5-47	.0785	1	2
XL5-46	.0810	1-1/8	2-1/8
XL5-45	.0820	1-1/8	2-1/8
XL5-44	.0860	1-1/8	2-1/8
XL5-43	.0890	1-1/4	2-1/4
XL5-42	.0935	1-1/4	2-1/4
XL5-3/32**	.0938	1-1/4	2-1/4
XL5-41	.0960	1-3/8	2-3/8
XL5-40	.0980	1-3/8	2-3/8
XL5-39	.0995	1-3/8	2-3/8
XL5-38	.1015	1-7/16	2-1/2
XL5-37	.1040	1-7/16	2-1/2
XL5-36†	.1065	1-7/16	2-1/2
XL5-7/64**	.1094	1-1/2	2-5/8
XL5-35	.1100	1-1/2	2-5/8
XL5-34	.1110	1-1/2	2-5/8
XL5-33	.1130	1-1/2	2-5/8
XL5-32	.1160	1-5/8	2-3/4
XL5-31	.1200	1-5/8	2-3/4
XL5-1/8**	.1250	1-5/8	2-3/4
XL5-30	.1285	1-5/8	2-3/4
XL5-29†	.1360	1-3/4	2-7/8
XL5-28	.1405	1-3/4	2-7/8
XL5-9/64**	.1406	1-3/4	2-7/8
XL5-27	.1440	1-7/8	3
XL5-26	.1470	1-7/8	3
XL5-25†	.1495	1-7/8	3
XL5-24	.1520	2	3-1/8
XL5-23	.1540	2	3-1/8
XL5-5/32**	.1562	2	3-1/8
XL5-22	.1570	2	3-1/8
XL5-21†	.1590	2-1/8	3-1/4
XL5-20	.1610	2-1/8	3-1/4
XL5-19	.1660	2-1/8	3-1/4
XL5-18	.1695	2-1/8	3-1/4
XL5-11/64*	.1719	2-1/8	3-1/4
XL5-17	.1730	2-3/16	3-3/8
XL5-16†	.1770	2-3/16	3-3/8
XL5-15	.1800	2-3/16	3-3/8
XL5-14	.1820	2-3/16	3-3/8



List No. XL5 continued



EDP No./ Diameter	Decimal Equivalent	Flute Length	Overall Length
XL5-13	.1850	2-5/16	3-1/2
XL5-3/16*	.1875	2-5/16	3-1/2
XL5-12	.1890	2-5/16	3-1/2
XL5-11	.1910	2-5/16	3-1/2
XL5-10	.1935	2-7/16	3-5/8
XL5-9	.1960	2-7/16	3-5/8
XL5-8	.1990	2-7/16	3-5/8
XL5-7†	.2010	2-7/16	3-5/8
XL5-13/64*	.2031	2-7/16	3-5/8
XL5-6	.2040	2-1/2	3-3/4
XL5-5	.2055	2-1/2	3-3/4
XL5-4	.2090	2-1/2	3-3/4
XL5-3	.2130	2-1/2	3-3/4
XL5-7/32*	.2188	2-1/2	3-3/4
XL5-2	.2210	2-5/8	3-7/8
XL5-1	.2280	2-5/8	3-7/8
XL5-A	.2340	2-5/8	3-7/8
XL5-15/64*	.2344	2-5/8	3-7/8
XL5-B	.2380	2-3/4	4
XL5-C	.2420	2-3/4	4
XL5-D	.2460	2-3/4	4
XL5-1/4/E*	.2500	2-3/4	4
XL5-F†	.2570	2-7/8	4-1/8
XL5-G	.2610	2-7/8	4-1/8
XL5-17/64*	.2656	2-7/8	4-1/8
XL5-H	.2660	2-7/8	4-1/8
XL5-I	.2720	2-7/8	4-1/8
XL5-J	.2770	2-7/8	4-1/8
XL5-K	.2810	2-15/16	4-1/4
XL5-9/32*	.2812	2-15/16	4-1/4
XL5-L	.2900	2-15/16	4-1/4
XL5-M	.2950	3-1/16	4-3/8
XL5-19/64*	.2969	3-1/16	4-3/8
XL5-N	.3020	3-1/16	4-3/8
XL5-5/16**†	.3125	3-3/16	4-1/2
XL5-O	.3160	3-3/16	4-1/2
XL5-P	.3230	3-5/16	4-5/8
XL5-21/64*	.3281	3-5/16	4-5/8
XL5-Q	.3320	3-7/16	4-3/4
XL5-R	.3390	3-7/16	4-3/4
XL5-11/32*	.3438	3-7/16	4-3/4
XL5-S	.3480	3-1/2	4-7/8
XL5-T	.3580	3-1/2	4-7/8
XL5-23/64*	.3594	3-1/2	4-7/8
XL5-U†	.3680	3-5/8	5
XL5-3/8	.3750	3-5/8	5
XL5-V	.3770	3-5/8	5

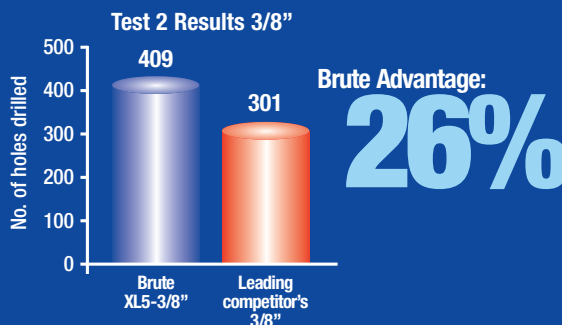
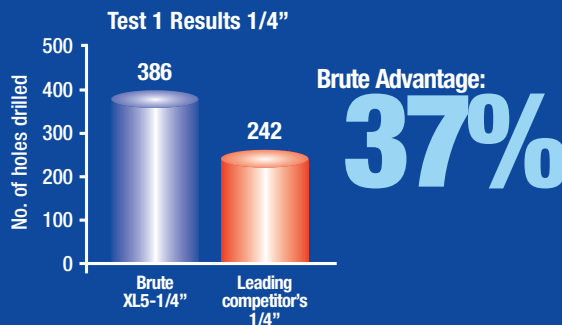
EDP No./ Diameter	Decimal Equivalent	Flute Length	Overall Length
XL5-W	.3860	3-3/4	5-1/8
XL5-25/64*	.3906	3-3/4	5-1/8
XL5-X	.3970	3-3/4	5-1/8
XL5-Y	.4040	3-7/8	5-1/4
XL5-13/32*	.4062	3-7/8	5-1/4
XL5-Z	.4130	3-7/8	5-1/4
XL5-27/64**†	.4219	3-15/16	5-3/8
XL5-7/16*	.4375	4-1/16	5-1/2
XL5-29/64*	.4531	4-3/16	5-5/8
XL5-15/32*	.4688	4-5/16	5-3/4
XL5-31/64*	.4844	4-3/8	5-7/8
XL5-1/2*	.5000	4-1/2	6

ipac ** Available in iPac twin pack
 * Available in iPac
 † Available in iPac combination drill and tap pack (308 Taps)

Brute Drill Performance Analysis

XL5 Jobber Drill

Test parameters
 • Material Drilled:
 4340 Alloy Steel, 1/2" thick (1/4" drills), 3/4" thick (3/8" drills)
 • Machinery:
 Fixed CNC Drilling Machine, 458 rpm, 3.2 inches feed/minute



Observations: Competitor's drill walked on surface of material, while Brute drill bit right into steel.